

Google+ { Best Practices for Education

Table of Contents <

Key Features of Google+	
Circles	5
Communities	6-7
Hangouts & Hangouts On Air	8-12
Case Studies	
MIT Media Lab	16
Richland School District	17
Monash University	18
Launching Google+	20
Enabling Google+ for Your Institution	21
About Google+ Premium Features	
Frequently Asked Questions	23-24

Key Features of Google+

Circles
Communities
Hangouts & Hangouts On Air

Key Features of Google+

Google+ makes learning more approachable and collaborative, allowing students, teachers and lifelong learners to exchange ideas across campus and across the globe.

Whether it's a professor using Hangouts to host office hours with students across campus, or a student group using Communities to host a lively group discussion, enabling Google+ as part of your **Google Apps for Education** suite can help campuses connect in ways never before possible.

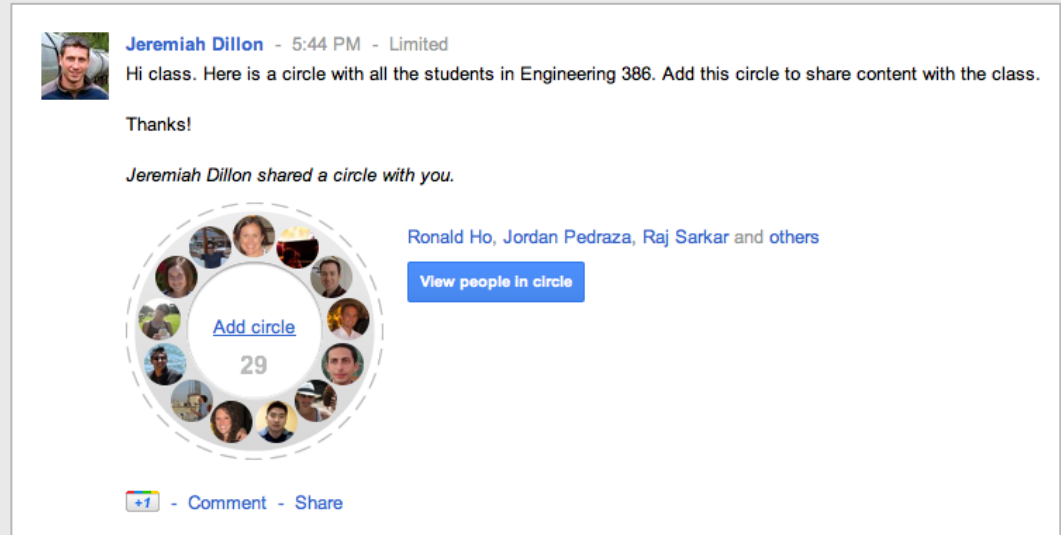
Once enabled, users need only sign into Google+ using their existing Google Apps for Education address (".edu" or "ca.k12.us") to access all of these great features — all for free.



Circles

Use Google+ Circles to make sharing online more like sharing in real life. You don't want your teachers to see your photos from Saturday night, and you don't want to bore your friends with work-related articles you share.

That's where Circles come in. You can separate your connections into Circles for classes, student groups, group projects – whatever makes sense – then you can choose which Circles see which posts.



Communities

Google+ Communities provide a place where students and professors can talk about the ideas, concepts and events that matter to them.

Similar to Google Groups or internet message boards, communities offer a way for people to connect with one another outside of class, share the latest research or scholarly articles, and help others understand class topics that are new to them.

Communities can be private or public

Learning Creative Learning Group 799

Join this community to post or comment

Geert Esseleens
Reading/Materials - Feb 24, 2013

Hi class, I proudly present you my scratch embryo. It was fun, see you, Geert

Joyce Bettencourt
Resources/Media - Mar 27, 2013

an upcoming event online that might be of interest

Joyce Bettencourt originally shared:
This Friday, March 29th, Nonprofit Commons is happy to feature +alexandra bezdikian and +Michael DeLong, both members of

Sai Prasanna
Discussions - Feb 13, 2013

Everyone please post the time,days in which you will be available in GMT,so that we can time hangouts.

Matthew Soh Feb 17, 2013
+R here as well 1

About this community

This community is the class lcl-541 from the online course "Learning Creative Learning"

[Course Syllabus](#)
[Calendar](#)
[Our Class \(excel list\)](#)

John Chiu
Reading/Materials - Feb 17, 2013

Seymour Papert Reading & Activity:

"Anything is easy if you can assimilate it to your collection of models." This is tremendously true. Which means we need to Read more

2 comments

Sai Prasanna Feb 22, 2013
The challenge is finding a way to find about each person's model and teach them accordingly in schools, and if students consider learning as fun in school level they can do cool things. The challenge is schools must cater to each

You can schedule events that only Community members can join

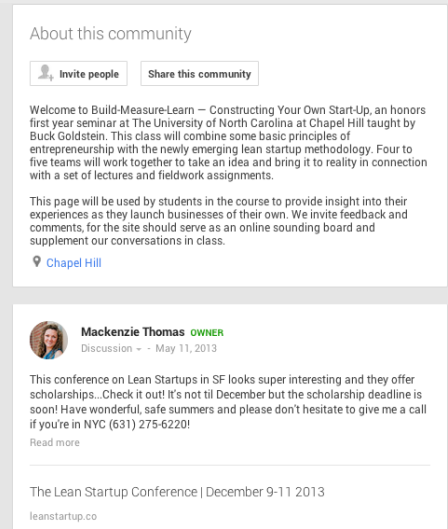
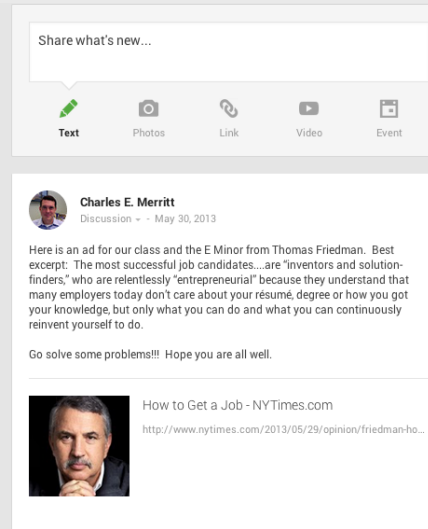

Communities have discussion sections

Key Features of Google+

Communities

With Google+ Communities, you can:

- Bring together members of your class to discuss lectures, compare notes and collaborate on test preparation.
- Share best practices with colleagues and keep up with relevant community discussions by joining Communities specific to the subjects you teach.
- Create Communities to link like-minded student organizations at your school, such as a Community where environmental organizations can collaborate on a single initiative.



At the University of North Carolina at Chapel Hill, ECON 057H students used a Google+ Community to discuss class concepts, share pertinent media pieces and stay on top of class material

Hangouts

Google+ Hangouts are like real-life conversations that take place online.

Students can stay in touch with their classmates, group project partners and friends.

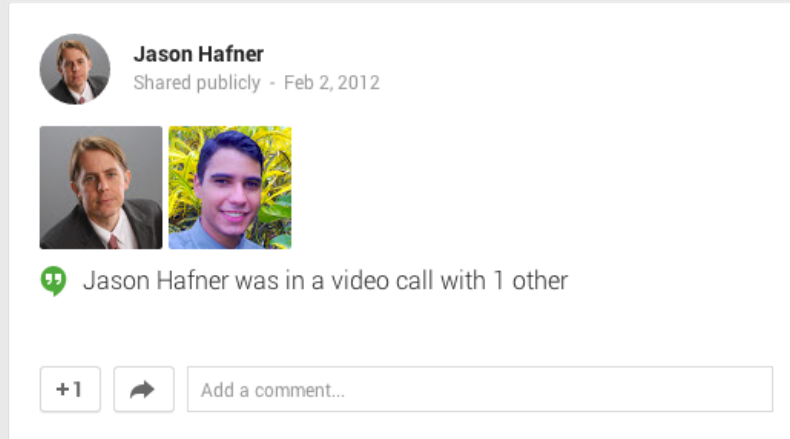
Teachers can use **Hangouts** to plan lessons face-to-face with other teachers, attend board meetings remotely, or hold office hours from the comfort of their homes.



With Hangouts, you can **send messages** and **pictures** to a group – like texting, only free – or you can initiate video conferences within Gmail and Google+. Hangouts can be **accessed from any device** with internet access, and you can start a conversation on one device and resume it on another. Additionally, Hangouts can be used as a **live broadcasting** tool and can be recorded for later viewing on YouTube.

Hangouts

One of the most exciting features of **Hangouts** is the ability to video chat with up to fifteen people.



As **Google Student Ambassador**, Veronica Rae Saron, observed at Rice University:

“Professors like Jason Hafner of the Physics and Astronomy department are using Hangout technology in order to orchestrate more efficient office hours. Even though he’s an extremely popular professor among the students and enjoys teaching, [Professor Hafner] is also very busy with research. By setting a certain window of time during which he is on a Google Hangout, his students can drop in and ask a question. With the “Hangouts with Extras” feature, which includes an online blackboard and Google Docs, students can even have the answer explained in more detail. While Professor Hafner waits for students, he can catch up on work and maximize his productivity.”

Hangouts On Air

Expand your audience using **Hangouts On Air**, an easy way to broadcast a discussion on any topic.

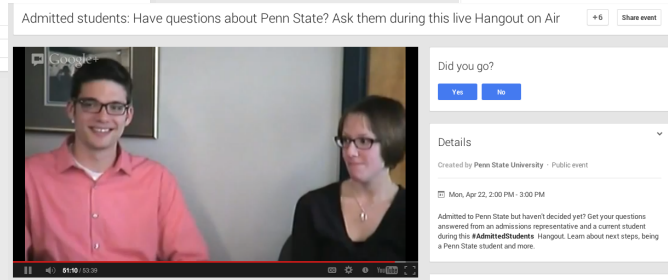
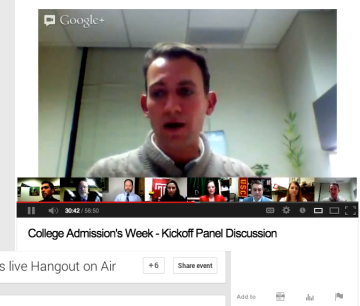
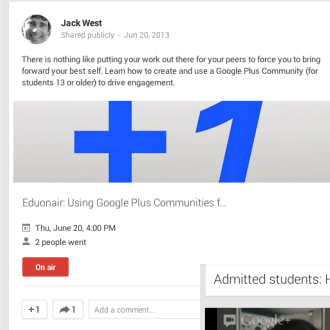
With Hangouts On Air you can:

- Broadcast a video stream directly to your Google+ page
- Anyone with internet access can watch your live event
- Have people submit questions and comments in real time

These on-air conversations allow you to get people together even if they're miles – or continents – apart. The uses are limitless.

Maybe it's a teacher hosting a moderated discussion with students. Maybe it's colleagues getting together to discuss a topic that's important to them. Or maybe it's virtual classmates making a class presentation.

Anytime a live conversation would be valuable, Hangouts On Air can make it happen, and your video is automatically saved to YouTube so others can watch it later.

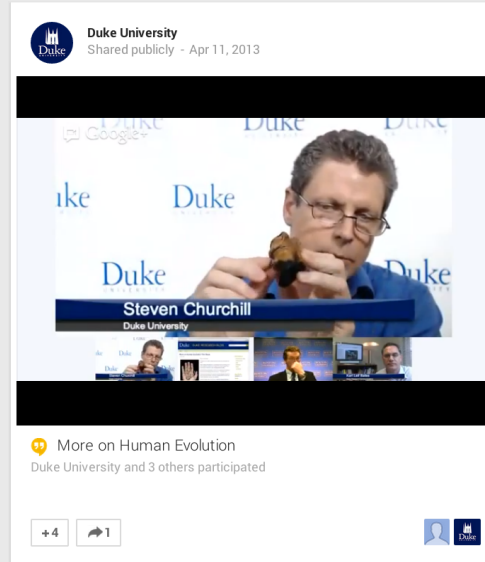
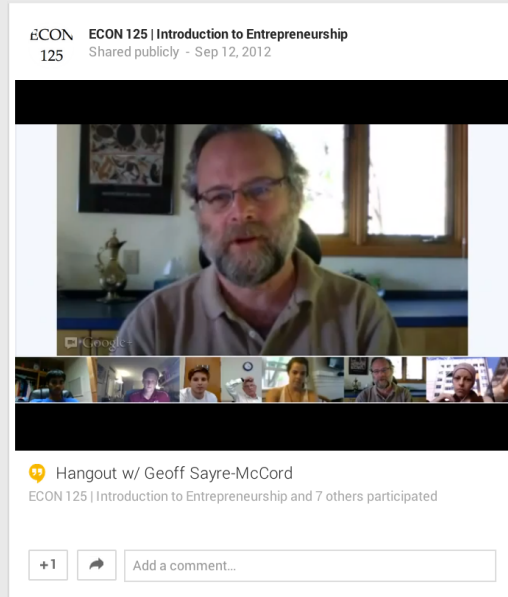


Key Features of Google+

Hangouts On Air - Examples

University of North Carolina - Chapel Hill

The professor of 'Introduction to Entrepreneurship' uses a Google+ Page and Hangouts On Air to hold office hours, provide a place for students to ask questions, and present guest speakers.

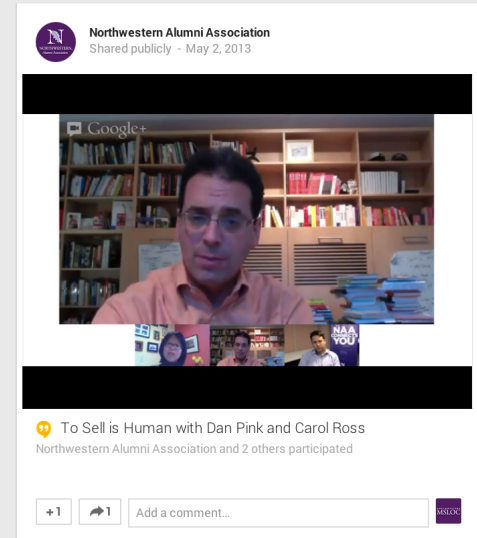


"Human Evolution"

Steve Churchill of Duke University and Jeremy DeSilva of Boston University discuss the latest round of discoveries from two remarkably complete South African specimens of 1.977 million year old *Australopithecus Sediba*.

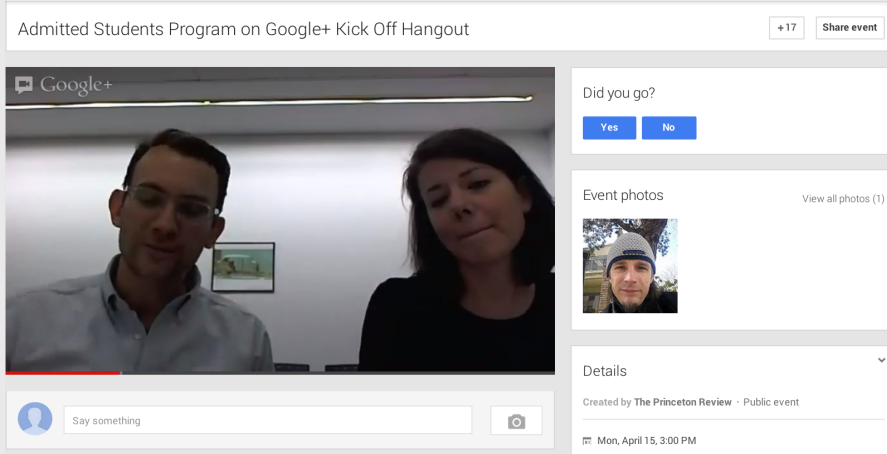
"To Sell is Human"

The Northwestern Alumni Association hosted author and alumni, Daniel Pink and interviewer Carol Ross to discuss Pink's book, "To Sell Is Human."



Key Features of Google+

Hangouts On Air - Examples



"Admitted Students Week"

The Princeton Review used Hangouts On Air to help students who had been admitted to college, but hadn't made up their mind where they would enroll. Students were able to virtually visit or revisit schools to ask questions and speak to counselors. Participants of Admitted Students Program included [Duke University](#), [Penn State University](#), and the [University of Florida](#).



Education on Air

This website provides a central location for educational opportunities run through the Hangout On Air platform. The diversity of sessions range from "Flipping the Classroom" to "Chrome Management" to "Women in Engineering at Google."

"College Admissions Week"

Admissions counselors from top schools joined together in one, face-to-face session to represent their universities. They presented important information about their schools, answered pressing questions and, in using Google+ Hangouts On Air, eliminated geographic and financial barriers that have limited prospective students in the past.



Key Features of Google+

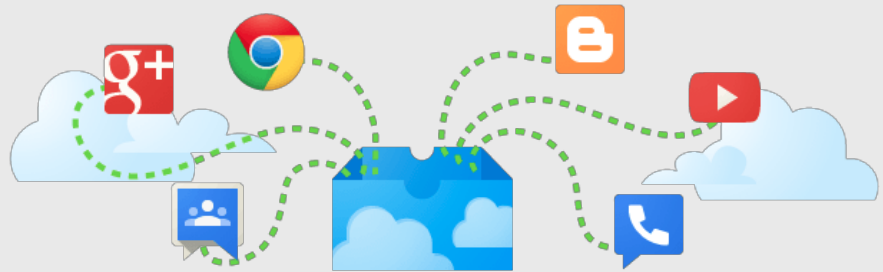
Case Studies

MIT Media Lab
Monash University
Richland School District Two

Schools and universities around the world are adding Google+ into their academic and social lives. With the wide array of controls available to Google Apps for Education users, Google+ can be tailored to fit your ideal use case. Whether enabled partially or completely for administrators, students, or all members of your school, Google+ will drastically improve the way your campus interacts.

By designing an organizational structure that suits your school, you can:

- [Control which applications and services are available](#) to users
- [Configure the available services](#) differently for different sets of users
- [Configure different Chrome OS device settings](#) for different sets of devices

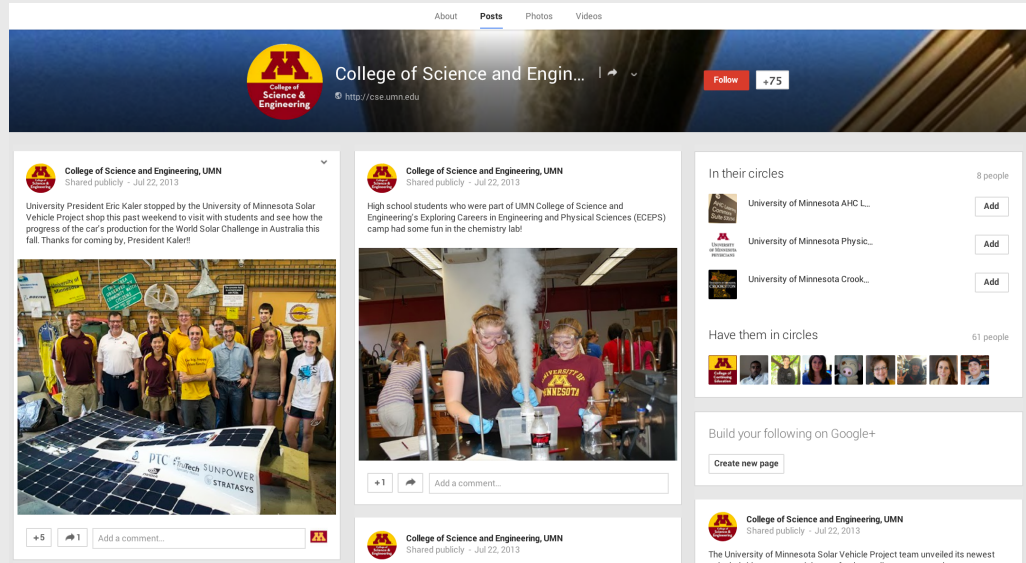


Case Studies

For example, suppose you want to restrict access to **Google Talk** for most users, but want to turn it on for users in the support group. You would create a support organizational unit containing the users from support and turn on Chat for that organizational unit. You turn Talk off for all other parts of the organization.

Students at the [University of Minnesota](#) use **Google+** as a way to keep classroom discussion going long after class has ended. Administrators at [Monash University](#) in Australia saw a campus-wide adoption of Google+ without any formal marketing or training program.

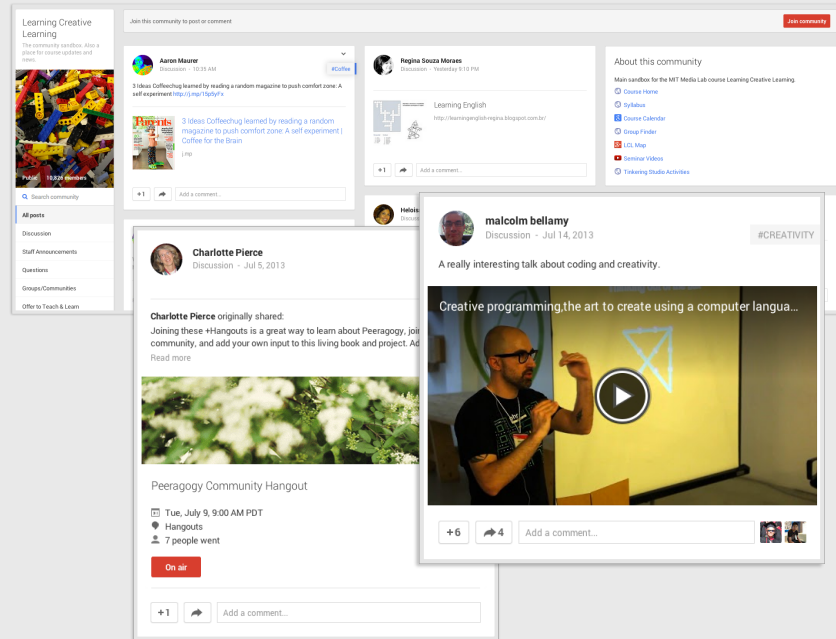
Read the case studies below to find out more about how **Google+ has benefited faculty, staff and students.**



When the MIT Media Lab began offering their [Learning Creative Learning](#) course virtually in 2013, they created this [Google+ Community](#) as a central landing site and 'main sandbox' for the course.

Since its launch, over 10,000 students globally have signed up for the Google+ Community. Posts are broken down into sub-sections, including 'Staff Announcements,' 'Questions,' and 'Ask the Panel,' where questions are posed directly to lecturers.

Students can also choose to use smaller sub-communities to engage with others on niche subjects. For instance, in one sub-community, a group of teachers and parents discuss how to apply the course learnings to elementary-school students. Students are limited only by their own creativity.



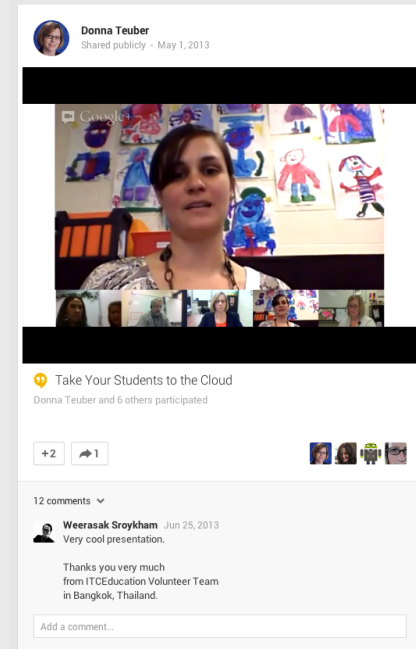
Richland School District Two

Administrators and teachers in Richland School District Two (RSD) have found Google+ to be extraordinarily helpful, both in administrative matters and in making teachers more effective in the classroom.

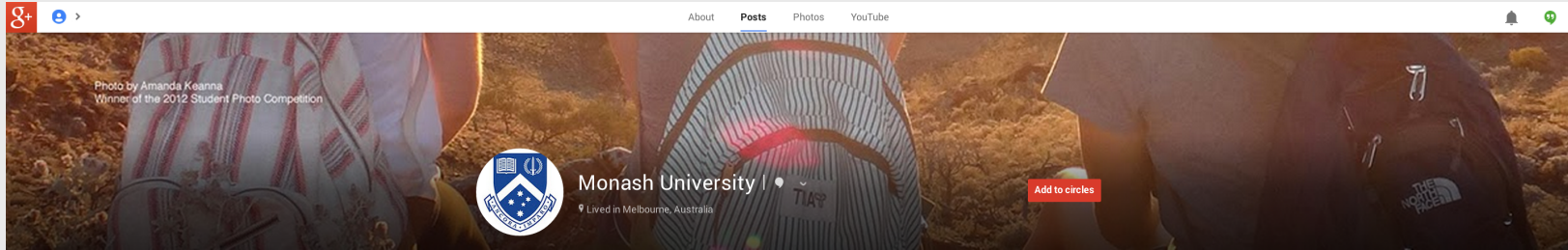
Donna Teuber, Technology Integration Coordinator, believes Google+ has fundamentally changed the day-to-day life of teachers: “We live in Google Apps all day long,” Teuber noted. “Having Google+ as an extension of those apps is a very powerful tool.” The district created Google+ Communities for each of the schools in the district, allowing teachers to discuss the goings-on at their respective schools.

Although the students don't have Google+ profiles, they still benefit from Google+:

- Students were able to share a video they made during a class field trip and answer questions in real time during a school board meeting
- RSD offered French 101 taught by an off-site teacher using Hangouts On Air
- Teachers have used Google+ to enable students to collaborate between schools, allowing them to exchange ideas and solve problems without leaving their classrooms



Monash University - Melbourne, Australia



IT administrators at Monash University had received requests to enable Google+ in their Apps for Education suite. Monash is a divided university, crossing multiple campuses and working in a variety of disciplines. The administrators were hesitant to roll out Google+ unilaterally, so they instead decided to use an opt-in system for students and faculty.

Since adding the ability to use Google+ on their domain, interest in Google+ has exploded across campus at Monash. Many professors experimented informally with Google+, particularly Hangouts and Communities, through the fall term. At the beginning of the spring term a number of professors demonstrated interest in integrating Google+, formally and informally, into their classes and seeking advice from the IT office on best practices.

Launching Google+

Enabling Google+ for Your Institution
About Google+ Premium Features

Enabling Google+ for Your Institution

We recommend the following steps to roll out Google+:

Review the list of considerations for enabling Google+

It's important to understand how Google+ works, what your users can do, and what they can share outside your organization before you enable the service. [Learn more](#)

Enable Google+

You can enable the service for your entire organization or just specific users. Consider enabling Google+ for a small group of users first as a trial, and then enable the service for the rest of your organization. [Learn more](#)

Optional: Activate Google+ premium features

Activate Google+ premium features to restrict users' posts to your organization only by default, restrict Hangouts to only those who are invited, and control whether users can use Hangouts On Air. You can try these premium features for free. [Learn more](#)

Tell your users about their new service

Make sure you let your users know that Google+ is available for their Google Apps accounts and how they can sign up. [Learn more](#)

Review system requirements for Hangouts

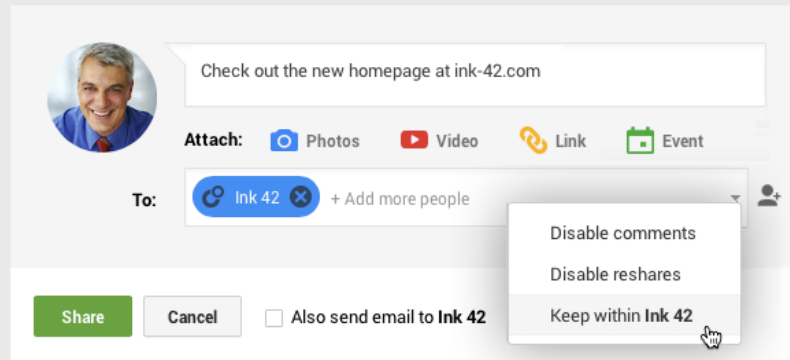
Make sure users' computers meet the browser, operating system, and other requirements for Hangouts. You may need to adjust your firewall settings for Hangouts to work. [Learn more](#)

About Google+ Premium Features

Google+ premium features help keep confidential information inside your organization by restricting access to posts and Hangouts. These settings can be overridden by the user when needed, but ensure that content is not shared publicly by accident.

Administrators can:

- Prevent posts from being shared outside your organization by default [Learn more](#)
- Restrict Hangouts to your organization only [Learn more](#)
- Restrict access to Hangouts On Air [Learn more](#)
- See which users in your organization have Google+ profiles [Learn more](#)



Additionally, premium features let users start hangouts with up to 15 people instead of the normal limit of 10. Apps for EDU participants can [activate Google+ premium features](#) for free.

Frequently Asked Questions



Frequently Asked Questions

Who can use Google+?

Students, faculty, and staff using Google+ in Google Apps for Education have the same requirements as individuals using personal accounts. Users must meet the minimum age requirements of 13 years of age.

Can we turn Google+ on for faculty and staff only, preventing students from using it?

Absolutely. In fact, many schools will choose to do just that. Learn more with these Google Help Center articles about [how to create an organizational unit](#) and [how to move a user to an organizational unit](#).

Can a student or teacher make their Google+ profile private?

Anyone with a link to your Google+ profile can see at minimum your name and photo. If you want to ensure your Google+ profile does not come up in search results, read this Google Help Center article on [changing your profile's search settings](#).

Can two Google+ accounts be merged – for example, school and personal?

No, this is not possible.

Can students or teachers migrate their Google+ accounts after they leave the institution ?

Google+ connections (Circles, +1's, contacts, and docs) can be transferred to accounts outside of the educational institution. Content, such as profile information, posts, and comments cannot be transferred. [Learn more](#).

Frequently Asked Questions

What are the recent changes to the Hangouts feature of Google+?

The new Google+ Hangouts bring conversations to life. Previously, Hangouts functioned solely as a video chat. Now, Hangouts provide the following features:

- The chat function (previously called 'gchat') is fully incorporated into Hangouts providing users with the emoji, text, and photo options.
- The video function offers one-on-one and group video calls with up to 10 people (fifteen for premium users).
- Hangouts will sync across all devices (computers, Android, iPhones, tablets) offering users a consistent platform to see their different conversations.

[Learn more](#) about Hangouts.

Do users need to have a Google+ profile to use Hangouts?

No, but some features--starting or joining group video calls, sharing photos, and using circles to control who can reach you and how--require a Google+ profile. Users with iOS devices like iPhones require a Google+ profile to use the new Hangouts.

What are the terms and conditions of Google+?

Google+ is one of the additional services available to Google Apps for Education users. Please review the [Google Apps for Education Agreement](#), which includes a link to the [Additional Terms for Use of Additional Services](#).

Google+ { Thank you.