

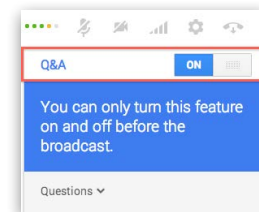
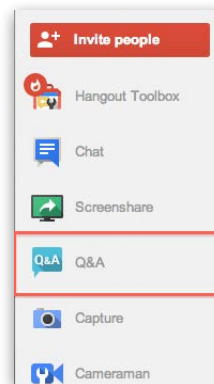
Google+ Q&A:

Add value to Hangouts On Air with Q&A

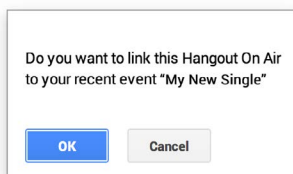
Q&A is a new application for Google+ that allows viewers to ask questions during a Hangout On Air, which the host can answer in real time.

Launch/Enable Q&A

1. Initiate a [Hangout On Air](#).
2. Q&A appears by default in your Apps sidebar.
3. Q&A is turned on automatically when you launch the app.
4. Start broadcasting.
5. Direct your followers to the Q&A post that generates to your page or profile.



Hint: Participants can enable Q&A after the HOA starts.

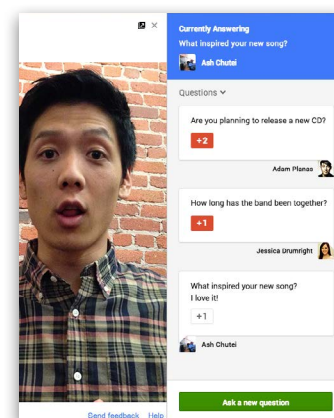


To include Q&A in your Google+ Event

1. After launching your Hangout On Air, click "Q&A" in the Apps sidebar.
2. You'll see the option to link your Hangout On Air to your recent event. Click "OK" to allow participants to ask questions directly from your event.
3. Hangouts On Air can only link to events that:
 - Are happening right now
 - Started within the last 30 minutes
 - Will happen within 30 minutes

How Q&A works

- During the broadcast, audience members can +1 questions to bump them higher in the thread.
- Choose between viewing "All Questions", "Your Questions", and "Answered Questions" (note: there is also an automatically filtered "spam" category).
- As the host, click "Select Question" to let viewers know which question you are answering. Doing so will move these questions into the "Answered" category.
- When audience members select an answered question they will be taken to the point where the question was answered and auto play.



Google+ Q&A:

Add value to Hangouts On Air with Q&A

Audience members can ask and view Q&A by:

- Going to the host's stream and finding the Hangout On Air Q&A post.
- [If you've updated your Google+ Event] Going to the event and finding the Q&A post.
- During the broadcast they can click the "Ask a question" button to submit new questions.

