

Working to make Google for Education more accessible for everyone

We're creating tools that encourage a more inclusive classroom environment, where students can do their best work with support for their individual learning styles and needs. We believe accessibility tools may benefit every single student, teacher, and faculty member in a school.



chromebook

Accessibility settings are built into all Chromebooks. Once you customize, a user's settings follow them to any device. All they need to do is sign in, and they're ready to go. Here are a few useful examples:

Visual aids: Enable high contrast mode, adjust font faces and sizes, and install Chrome extensions for custom color support

Mono audio: For users who have limited hearing in one ear, play the same sound through both speakers

Spoken feedback: Use Select-to-Speak to choose certain content on the screen to be spoken aloud along with word-by-word highlighting. To read all text aloud as you navigate, use the ChromeVox screen reader, which also works with a connected braille display.

Voice-first interface: Purchase and choose from more than 100 Acapela voices* to read aloud text in 30+ languages

* Available on the Chrome Web Store (goo.gl/t3DQoq)

edu.google.com/why-google/accessibility/

Google Workspace

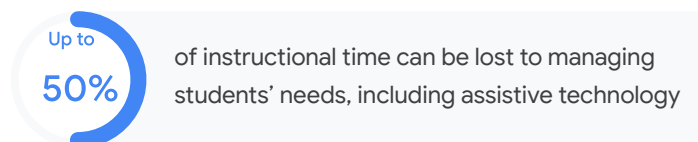
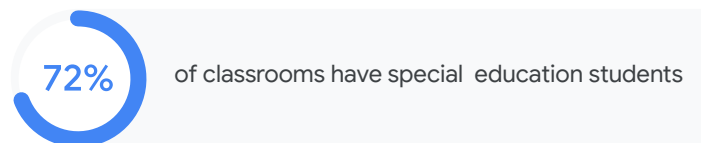
Google Workspace helps students and teachers collaborate in real time with web-based tools accessible from anywhere. Built-in accessibility features include:

Slides: Closed captioning supports students who are deaf, hard-of-hearing, or ENL

Voice typing, editing, and formatting: Use the mic and enable voice typing in Docs and Slides, to write and edit without a keyboard

Braille: Use a braille display to read and edit Docs, Sheets, Slides, and Drawings

Screen reader & magnifier: Zoom in or use the screen reader across G Suite products to improve legibility



Google for Education

Boost Chromebook accessibility with Chrome extensions and partners



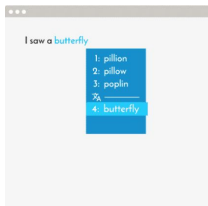
Increase visibility with Google Color Enhancer or MagX



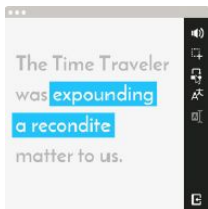
Improve content consumption with Dualless, Read&Write, VideoNot.es, and Edpuzzle




Enable faster workflows with Google Docs Quick Create and Google Tone



Word prediction, translation, and speech recognition with Co:Writer



Screen reading with Snap&Read



Automatic quiz generator Quizbot for Google Forms

Accessibility tools in the classroom



Google Drive acts as a virtual backpack for students with executive functioning issues, allowing them to quickly find the docs they need so they can focus on instructional time



Using Google Workspace for Education and Chromebooks, aides can sit apart from the student they are supporting and still collaborate, giving them a more typical classroom experience



Teachers can use the Google Slides caption tool when recording video lectures to let ESOL students connect the words they hear with how to spell them and even look them up on Google Translate

Learn more about Accessibility at Google (goo.gl/oM1DUF)

Visit our G Suite (goo.gl/Jrtdcp) and Chromebook (goo.gl/d7Sk7m) Help Centers

If you're a G Suite admin, check out goo.gl/9RUuRc

Join Google Group Communities chrome-accessibility@googlegroups.com, chromevox-discuss@googlegroups.com, and eyes-free@googlegroups.com

Get Android help at support.google.com/Android Join the Switch Access Community (g.co/switchaccesscommunity)