

Admins: Streamline Classroom Setup

Create and roster classes for all teachers in your district and configure default grading settings for those classes. If teachers create their own classes, you can enable them to import data from their Student Information System to Classroom, thereby saving teachers valuable time and avoiding double entry of data.

Roster sync

Create and roster classes for teachers with Clever

- Create and roster classes [automatically](#) in Google Classroom based on SIS data, including teachers, co-teachers, and students. Classes in Classroom stay in sync with classes in your SIS.
- Teachers can accept or decline the rostered classes.
- The sync will not override changes a teacher makes manually in Classroom.
- This feature is available to admins with an assigned [Education Plus](#) license.

Connect Classroom to your SIS

Enable teachers to set up a class using information from their SIS

- [Connect](#) Google Classroom to your SIS, so teachers can create new classes leveraging SIS data or pull SIS data into existing classes. Supported Student Information Systems include PowerSchool SIS, Aspen, Infinite Campus, and Skyward.
- Data that can be pulled from SIS into Classroom include students, co-teachers, grade categories, and grading periods.
- Available to districts with [Education Plus or Teaching & Learning Upgrade](#) using a [supported SIS](#).


Save time with grade export

- Once you [connect](#) Classroom to your SIS, teachers can link their classes and [export](#) assignments and grades from Classroom to the SIS gradebook. This decreases the chance of double entry of grades.
- Available to districts with [Education Plus or Teaching & Learning Upgrade](#) using a [supported SIS](#).

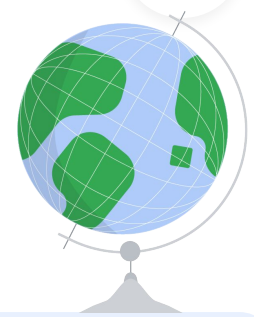
Set default settings via Admin console

Set default grading settings

- Define default grading settings (e.g. grading periods, grade categories, grade scales) by school.
- These settings will automatically appear in new classes created by teachers. This will save teachers' time and reduce their need to manually input settings. Note that teachers can update the grading settings for classes as they wish and the changes will persist.
- This feature is available to admins with an assigned [Education Plus](#) license.



Visit the [Help Center](#) to learn more



Teachers: Streamline Classroom Setup

Leverage classes created and rostered by your admin and use default grading settings set by your admin. If you create your own classes, you can import data from your Student Information System to Classroom, saving you valuable time and avoiding double entry of data.

Roster sync

Leverage classes rostered with Clever

- Your admin can create and roster classes [automatically](#) in Google Classroom based on SIS data, including teachers, co-teachers, and students. Classes in Classroom stay in sync with classes in your SIS.
- You can accept or decline the rostered classes. If you choose to accept a class and make manual updates in Classroom, the sync will not override your changes.
- Available to districts with [Education Plus](#).

Connect Classroom to your SIS

Set up a class using information from your SIS

- Once your admin [connects](#) Google Classroom to your SIS, you can create new classes [leveraging SIS data or pull SIS data](#) into your existing classes. Supported Student Information Systems include PowerSchool SIS, Aspen, Infinite Campus, and Skyward.
- Data that can be pulled from SIS into Classroom include students, co-teachers, grade categories, and grading periods.
- Available to districts with [Education Plus or Teaching & Learning Upgrade](#) using a [supported SIS](#).


Save time with grade export

- Once your admin [connects](#) Classroom to your SIS, you can link classes and [export](#) assignments and grades from Classroom to the SIS gradebook. This decreases the chance of double entry of grades.
- Available to districts with [Education Plus or Teaching & Learning Upgrade](#) using a [supported SIS](#).

Leverage grading settings

Use default grading settings in your classes

- Your admin can define [default grading settings](#) (e.g. grading periods, grade categories, grade scales) by school. Grading periods could be quarters, semesters, terms, etc.. Grading scales could be letter, numeric, or custom, etc.
- This saves you time and reduces your need to manually input settings. Note that you can update the grading settings for classes as you wish and the changes will persist.
- Available to districts with [Education Plus](#).



Visit the [Help Center](#) to learn more