


Expand learning possibilities with video







Collaborate more efficiently and effectively with the advanced capabilities of Google Meet.







Engage students and moderate classes

Google is committed to finding new and enhanced ways to improve learning – whether you're teaching remotely or in a hybrid environment. Google Meet is evolving and adding new features to give educators more control over their video meetings and boost engagement in virtual classes.

Latest features for G Suite for Education

-  Hand-raising option that lets students join discussions with minimal interruption
-  Custom backgrounds to blur out their surroundings
-  Larger tiled view can display up to 49 participants at once
-  Digital whiteboarding with a Jamboard and Meet integration
-  Live captions in additional languages to encourage different types of learners
-  Moderation controls for joining, inviting, presenting and more

Latest additional features for G Suite Enterprise for Education

-  Intelligent noise cancellation to lessen class disruptions
-  Attendance tracking so educators know who attended a meeting
-  Breakout rooms to split classes into smaller groups
-  Q&A and polling to increase engagement and let students share their voices

To learn more about G Suite Enterprise for Education, please visit g.co/edu/enterprise



An indepth look at Google Meet's moderation features

Enhanced moderation features let you manage attendees and content quickly, easily, and securely.



Take control with locking features

Choose your lock capabilities and engage all locks at once if needed, including:

- Beginning a meeting only after the moderator has joined*
- Locking the chat feature so only the moderator can use it
- Setting it so that only you can present your screen



Control who needs to knock

Quick access is an optional feature that allows educators to control who needs to knock to join and who can dial out



Block anonymous attendees

You don't need to worry about anonymous users joining school meetings, unless you opt in to an allowlist of domains to grant access.



Manage requests to join meetings more efficiently

Take charge of meeting requests that come from inside or outside of your school domain.

You can:

- Block someone from rejoining after ejection and after their request has been rejected twice
- Get a warning when someone unidentified tries to join
- See more information about each request like name and email address
- Experience fewer interruptions with user experience improvements



Built-in security

Google Meet adheres to the highest education security standards, so you can always maintain rigorous privacy and compliance, depend on safe data encryption, and stringent counter-abuse measures.

